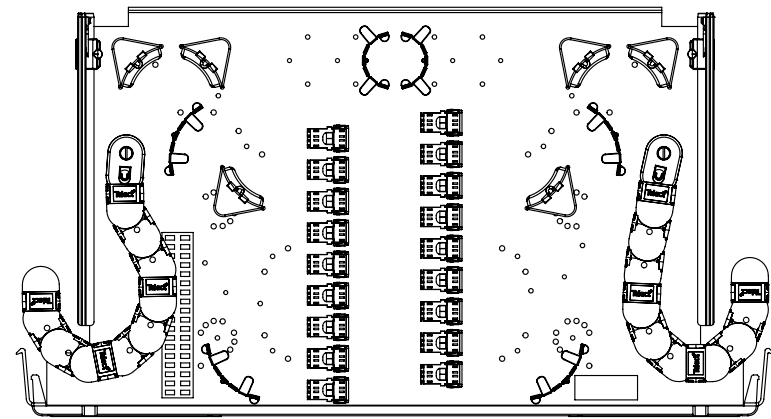
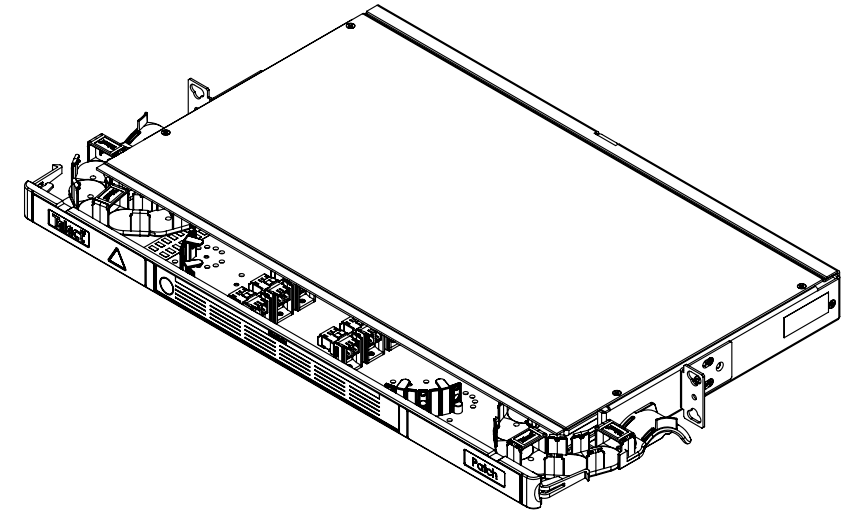
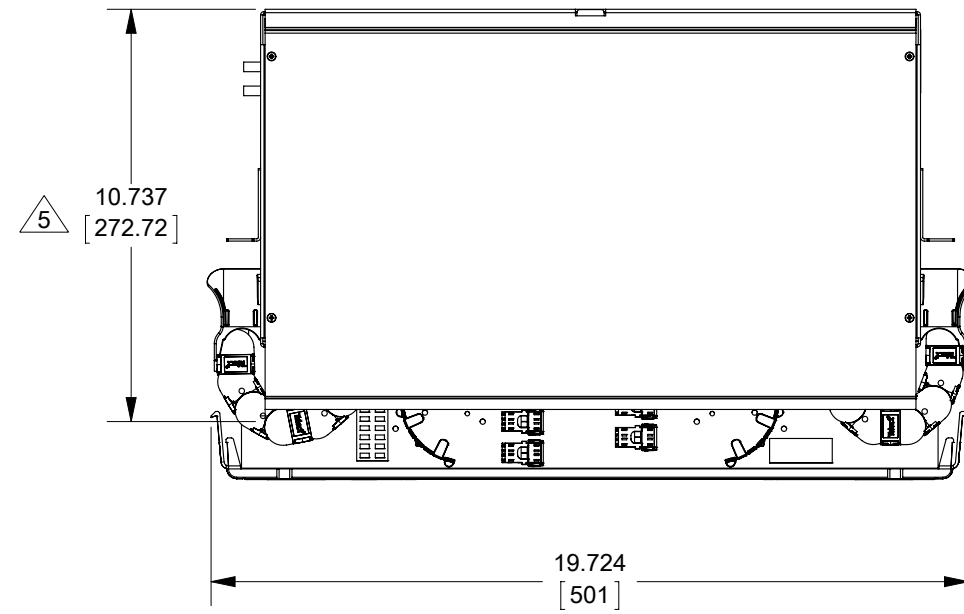
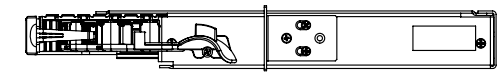
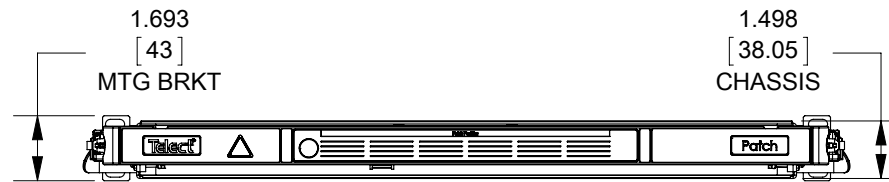


NOTES: (UNLESS OTHERWISE SPECIFIED)

1. CONFORMS IN ACCORDANCE WITH ALL TELECT WORKMANSHIP STANDARDS.
2. DIMENSIONS ARE IN INCHES [MM].
3. DIMENSIONS ARE FOR REFERENCE ONLY.
4. SHOWN IN PARTIALLY OPEN POSITION.
5. DIMENSION WHEN FULLY CLOSED.
6. INCLUDES MOUNT EXTENSIONS FOR 23" RACK.



TRAY VIEW
ESTF-P036-ULC-000



drawing no ESTF-P036-ULC-1RU	customer drawing FIBER,PATCH TRAY IN 1RU CHASSIS,36 FBR LC/UPC DPLX, 19" AND 23" BRACKETS, E-SERIES	rev A0	units inch	designed by T. TURPIN	date 7/3/2014	tolerances (unless otherwise specified) .X ±.060 hole size: ±.005 .XX ±.020 angularity: ±1° .XXX ±.010	sheet 1 of 1	sheet size B	scale NTS	project F215	projection 		
				drawn by T. TURPIN	date 07/03/2014								